






























Line-up

	Product	Model	Image	Matchable Products
Individual Control System	Wireless Remote Controller	AR-EH03M AR-EH03E		DVM, FJM, CAC
	Wireless Remote Controller	AR-KH03E		CAC, DVM *only for 360 Cassette
	Wired Remote Controller	MWR-WE13N		DVM, CAC, FJM
	Wired Remote Controller	MWR-WG00*N		DVM, CAC, FJM, ERV
	Simple Type Controller	MWR-SH00N		DVM, CAC
	Touch Type Controller	MWR-SH11N		DVM, CAC (with Wind-Free™ function)
	ERV Wired Remote Controller	MWR-VH12N		ERV
	Wireless Receiver Kit	MRK-A10N		DVM, CAC (only duct models)
Centralised Control System	ON/OFF Controller	MCM-A202DN		DVM, FJM, CAC, ERV Plus, EHS Split/Mono
	Touch Centralised Controller	MCM-A300N		DVM, FJM, CAC, ERV Plus, EHS Split/Mono
	Wi-Fi Kit	MIM-H04EN		All
	Module Controller	MCM-A00N		DVM Chiller

	Product	Model	Image	Matchable Products
Gateway System	BACnet Gateway	MIM-B17BN		DVM, FJM, CAC, ERV Plus, EHS Split/Mono
	LonWorks Gateway	MIM-B18BN		DVM, FJM, CAC, ERV Plus, EHS Split/Mono
	External Contact Interface Module	MIM-B14		DVM, RAC, FJM, CAC, EHS
	PIM (Pulse Interface Module)	MIM-B16N		DVM, FJM, CAC, ERV Plus, EHS Split/Mono
	Interface Module (Converter RS485 to NASA)	MIM-N01		FJM, CAC, EHS
	ERV Interface Module (Converter RS485 to NASA)	MIM-N10		ERV
	FCU Interface Module	MIM-F10N		Chiller
Installation/ Test Run Solution	S-Converter	MIM-C02N		
Others	External Room Sensor	MRW-TA		DVM, FJM, CAC
	Operation Mode Selection Switch	MCM-C200		
	MTFC (Multi-Tenant Function Controller)	MCM-C210N		
Integrated Management System	DMS2.5	MIM-D01AN		DVM, FJM, CAC, ERV Plus, EHS Split/Mono
	S-NET3	MST-P3P		
	b.IoT	MST-BL1A		

Compatibility guide

Classification	Product	Model	Image	Compatibility		
				DVM	HVM Chiller	Water FCU
Individual Control System	Wireless Remote Controller	AR-EH03M AR-EH03E		•		•
	Wireless Remote Controller (360 Cassette only)	AR-KH03		•		•
	Wired Remote Controller	MWR-WE13N		•		•
	Wired Remote Controller	MWR-WG00*N		•		•
	Simple Type Controller	MWR-SH00N		•		•
	Touch Controller	MWR-SH11N		•		•
	ERV Wired Remote Controller	MWR-VH12N				
	Wireless Receiver Kit	MRK-A10N		•		
Centralised Control System	Touch Centralised Controller	MCM-A300N		•	•	•
	ON/OFF Controller	MCM-A202DN		•	•	•
	Wi-Fi Kit	MIM-H04EN		•		•
	Module Controller	MCM-A00N			•	
Integrated Management System	DMS 2.5	MIM-D01AN		•	•	•
	S-NET3	MST-P3P		•		
Gateway System	BACnet Gateway	MIM-B17BN		•	•	•
	Lonworks Gateway	MIM-B18BN		•	•	•
	Modbus Interface Module	MIM-B19N		•	•	•
	PIM (Pulse interface module)	MIM-B16N		•	•	•
	External Contact Interface Module	MIM-B14		•	•	•
		MIM-B14A (refrigerant leakage detector)		•		
	Interface Module Converter (RS485-NASA)	MIM-N01		•		
	ERV Interface Module Converter (RS485-NASA)	MIM-N10				
FCU Interface Module	MIM-F00N				•	
	MIM-F10N				•	
Installation/ Test Run Solution	S-Converter	MIM-C02N		•	•	•
Others	External Room Sensor	MRW-TA		•		•
	Operation Mode Selection Switch	MIM-C200		•		
	MTFC (Multi-Tenant Function Controller)	MCM-210N		•		

Compatibility					
FCU Kit	ERV	ERV Kit	ERV Plus	PAC	AHU Kit
•					•
•	•		•	•	•
•	•		•	•	•
•				•	
•				•	
	•		•		
•	•	•	•	•	•
•	•		•	•	•
	•	•	•	•	•
•	•	•	•	•	•
	•		•	•	•
•	•	•	•	•	•
•	•	•	•	•	•
•	•	•	•	•	•
•	•	•	•	•	•
•	•	•	•	•	•
			•	•	•
	•	•			
•					
•	•	•	•	•	•
•					

Selection guide



Model		MWR-WG00*N	MWR-WE13N	MWR-SH11N	MWR-VH12N
Appearance	Dimensions	120.0 x 120.0 x 19.0	120.0 x 124.0 x 19.5	94.2 x 122.0 x 19.5	75.0 x 122.0 x 16.6
Connection	Indoor units control	●	●	●	
	ERV control	●	●		●
	Maximum connectable indoor units	16	16	16	6
Control & monitoring	ON/OFF	●	●	●	●
	Operation mode	●	●	●	●
	Fan speed	●	●	●	●
	Air swing	●	●	●	
	Room temperature display	●			
	°C convertible	●	●	●	
	Filter cleaning alarm reset	●	●	●	
	Air quality display	●			
	Purification display	●			
	Display indoor model number	●			
	Error display	●	●	●	●
	Error list	●			
	Schedule	Weekly schedule	●	●	
Simple ON/OFF timer				●	●
Convenient function	Dual set point	●			
	Multiple languages	●			
	Built-in room sensor	●	●	●	
	LCD backlight	●	●	●	
	Wireless RC restriction	●	●	●	
	Child lock	●	●	●	●
	Partial button lock	●	●	●	●
	Quiet mode	●	●	●	
	Sleep mode	●	●	●	
	Away mode (SAC)	●		●	
	Away mode (ERV)				●
	IR receiver	●		●	
	Real-time clock		●		
	Daylight saving time	●	●		
	Individual blade control	●	●		
	CO ₂ display	○ ERV	○ ERV		●
	Humidity display	○ ERV	○ ERV		
Purification mode	○ ERV	○ ERV			
Energy saving	Temperature range limit	●	●	●	
	Automatic operation stop	●	●		
	Operation time limit	●			
	Energy consumption monitoring	●			
	Energy saving mode with ERV	●	●		
Maintenance	SD slot	●			

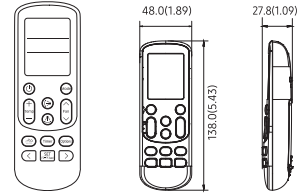


Features and Dimensional drawings

Individual Control System

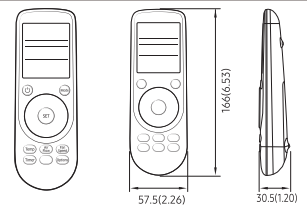
Wireless Remote Controller AR-EH03E / AR-EH03M

- Operation ON/OFF control
- Fan speed control
- Operation temperature setting
- Wind-Free™ Cooling function
- Filter replacement alarm reset
- Air swing control
- Simple ON/OFF timer
- Indoor unit option code setting
- Option/Setting selection



Wireless Remote Controller AR-KH03E

- 360 Cassette airflow direction control
- Operation ON/OFF control
- Fan speed control
- Operation temperature setting
- Filter replacement alarm reset
- Simple ON/OFF timer
- Indoor unit option code setting



Wired Remote Controller MWR-WE13N / MWR-WG00*N

Air conditioner/ERV control

- AC control: ON/OFF, operation mode, temperature setting, fan speed, airflow direction
- ERV control: ON/OFF, operation mode, fan speed
- AC/ERV error monitoring
- Filter cleaning alert and reset alert time
- Control a maximum of 16 "Indoor unit + ERV" in a group with a single wired controller

Energy saving operation

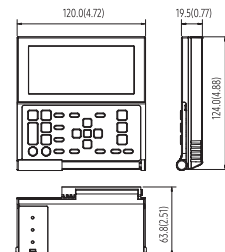
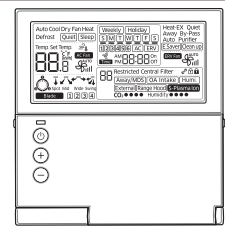
- Upper/lower temperature limit setting
- Automatically stops operating when not used for certain period of time as set by user

Weekly operation schedule setting

- Weekly operating schedule (A/C only, ERV only, A/C+ERV)
- Set desired AC operation mode, temperature and fan speed to operate based on a weekly schedule
- Apply schedule exception day
- Energy consumption monitoring (MWR-WG00*N)
- Operation time limit (MWR-WG00*N)

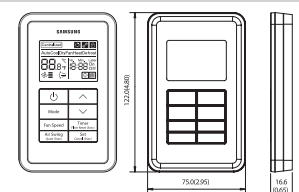
User convenience function

- Child lock
- Different button permission levels
- Room temperature display (MWR-WG00*N)
- Dual set point (MWR-WG00*N)
- Built-in room temperature sensor
- Real-time clock: displays current time and day (summer time support)
- Multiple language support
- Service mode support
 - Indoor unit cycle data monitoring
 - Indoor unit option code setting and monitoring
 - Indoor unit address setting and monitoring (MWR-WG00*N)
 - SD card slot (MWR-WG00*N)



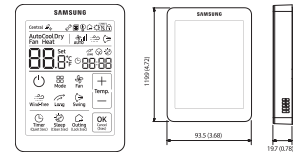
Simple Type Controller MWR-SH00N

- Simplified wired remote controller
- AC operation ON/OFF control
- Fan speed control
- Setting operation mode and temperature
- Reset filter cleaning alert indicator
- Adjust airflow direction
- Operation ON/OFF timer function



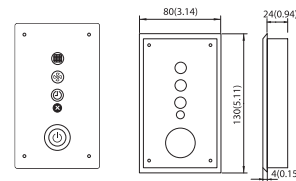
Touch Controller
MWR-SH11N

- Bigger display: clear & bright backlight screen with big fonts
- Wind-Free™ button: control Wind-Free™ function with just one click
- Room temperature monitor and room temperature display thanks to the built-in temperature sensor
- Icon/Function Lock: option of restricting icon/function on the display
- Sleep Mode: help users to sleep better by controlling temperature
- Outing Feature: keep room temperature above/below specific set value when the user is out of the room



Wireless Receiver Kit
MRK-A10N

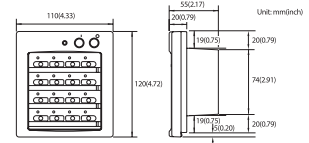
- Concealed wireless signal receiver
- Filter replacement sign
- Fan operation display
- Operation Timer setting display
- Operation ON/OFF button
- Operation On display LED (blue)
- Defrost operation display LED (red)



Centralised Control System

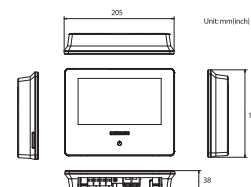
ON/OFF Controller
MCM-A202DN

- Maximum 16-group controller (Max. 128 units)
- Whole/Group/Individual indoor unit control (ON/OFF)
- Restriction on the use of wireless/wired remote controllers and external contact control
- Cooling and heating mode control
- Indoor unit error display



Touch Centralised Controller
MCM-A300N

- 7-inch touch LCD controller
- Controls a maximum of 128 indoor units
- Controls a maximum of 12 zones
- Schedule control, Indoor unit usage restriction, View indoor unit error history



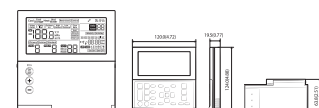
Wi-Fi Kit
MIM-H04EN

- Controls and monitoring system air conditioner by mobile phone. (Max. 16 units)
- Weekly schedule setting
- Group control and monitoring (ON/OFF)
- Current/daily/weekly/monthly energy usage data of outdoor unit. (This function is available in certain outdoor unit models)



Module Controller
MCM-A00N

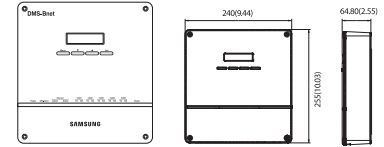
- DVM CHILLER ON/OFF control (Module/Group)
- Operation mode, water outlet temperature setting
- Optional operation setting
- Module/Group setting
- Weekly operation schedule setting



**BACnet Gateway
MIM-B17BN**

With the BMS control and monitoring function, BACnet gateway makes it easy to control the air conditioning network in various ways. BACnet gateway can control up to 256 indoor units, used in combination with S-NET 3.

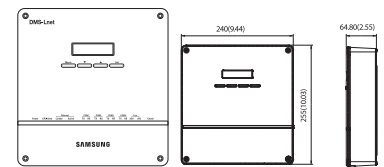
- Interface for BACnet management system
- Maximum of 256 indoor units plus ERVs, supported by a maximum of 80 interface modules
- Includes DMS 2.5 functions



**LonWorks Gateway
MIM-B18BN**

LonWorks gateway is an interface for Lon-Connection to the LonWorks management system, providing you with a more convenient way to manage your air conditioning system. It can control a maximum of 128 indoor units, used in combination with S-NET 3.

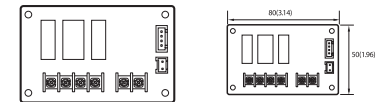

- Exclusive use for DMS 2.5 power distribution
- Connection with up to eight watt-hour meters
- Pulse interface with watt-hour meters
- Watt-hour meter - by third party



**External Contact Interface Module
MIM-B14**

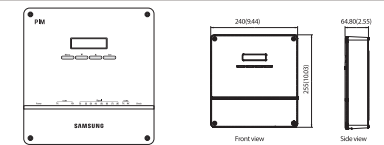
Samsung Guestroom Management System saves users the energy and money wasted on cooling an unoccupied room. The air conditioner is activated when the Key-Tag is in place and turns off when the Key-Tag is removed. An external contact interface module provides direct indoor unit control via an external contact signal, as well as window-synchronised indoor unit control. The emergency control function features simple contact input. The module also generates indoor unit operation/error state output through relay contacts.

- Direct indoor unit control by external contact signal
- Window-synchronised indoor unit control
- Emergency control with simple contact input
- Indoor unit operation/error state output through relay contacts



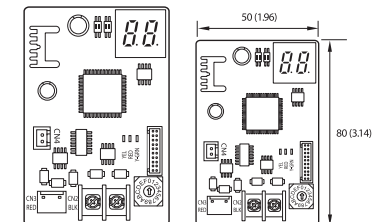
**PIM (Pulse Interface Module)
MIM-B16N**

- The Watt-Hour Meter Interface Module can be exclusively used for DMS 2.5 power distribution, displaying power consumption for each watt-hour meter.
- Exclusive use for DMS 2.5 power distribution
- Connection with up to eight watt-hour meters
- Pulse interface with watt-hour meters
- Watt-hour meter - by third party



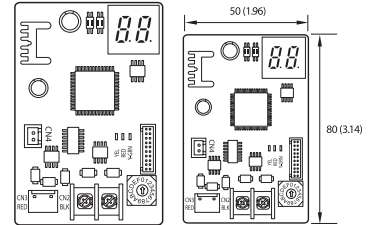
**Interface Module
MIM-N01**

- Communication interface module between outdoor units and the upper level controller which makes use of a different type of communication
- Connect one interface module to one outdoor unit
- Individual control - maximum of 48 indoor units
- Group control - maximum of 16 groups
- Automatic detection of communication type: determine the communication type used by the upper level controller according to the communication type used by the outdoor unit
- Supported communication type
 - Conventional outdoor unit communication ↔ New upper level controller communication
 - New outdoor unit communication ↔ Conventional upper level controller communication



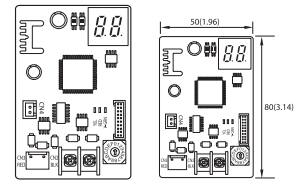
**Interface Module (Converter RS485 to NASA)
MIM-N10**

- Communication interface module between new communication ERV and controller
- Connect one ERV interface module to a maximum of 16 ERVs
- Individual control - maximum of 16 ERVs
- Group control - maximum of 16 groups
- Supported communication type
 - Conventional ERV communication ↔ New upper level controller communication
 - New ERV communication ↔ Conventional upper level controller communication
 - New ERV communication ↔ New upper level controller communication



**FCU Interface Module
MIM-F10N**

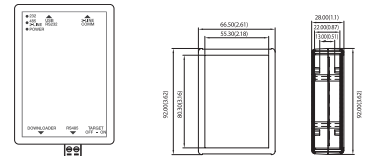
- Communication interface module
- Connect one FCU interface module to a maximum of 16 FCU Kits.
- Supports FCU Kit only



Installation/Test Run Solution

**S-Converter
MIM-C02N**

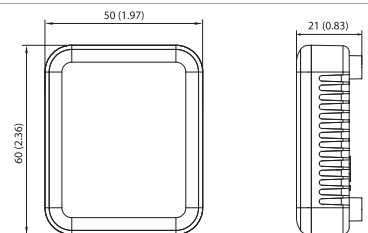
- Communication converting module to connect Samsung system air conditioner to a PC.
- Main purpose for use
 - To connect with test run programme [Test run programme]
 - S-NET Pro: Conventional communication
 - S-NET Pro2: New communication



Others

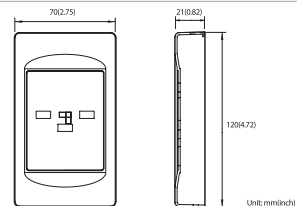
**External Room Sensor
MRW-TA**

- Indoor unit is operated by MRW-TA instead of its own sensor.
- Wire length: 12 m (39 ft)



**Operation Mode Selection Switch
MCM-C200**

- Outdoor unit operation mode selection (Cooling, Heating or Auto)
- Mixed operation mode protection



**MTFC (Multi-Tenant Function Controller)
MCM-C210N**

- Multi-tenant function controller is an auxiliary power supply device which allows the indoor unit to turn off (close EEV) normally and maintain communication when the mains power supply is cut.
- It is used on sites such as hotels, where individual power is supplied to the indoor unit

